



**INSTRUCTIONS D'ASSEMBLAGE**  
**ASSEMBLY INSTRUCTIONS**

---

**M**ONARCH  
SPECIALTIES INC.

**I 7753**

---

**CHAISE DE BUREAU -**  
**BRUN SIMILI-CUIR / SUREELEVÉE**

**OFFICE CHAIR -**  
**BROWN LEATHER-LOOK / STAND-UP DESK**

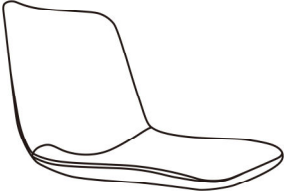


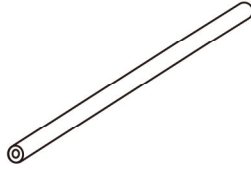


**POUR DE L'ASSISTANCE OU POUR COMMANDER**  
**DES PIÈCES CONTACTEZ NOTRE DÉPARTEMENT**  
**DE SERVICE À LA CLIENTÈLE.**

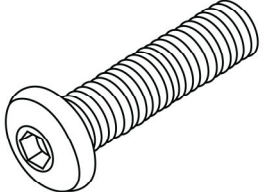
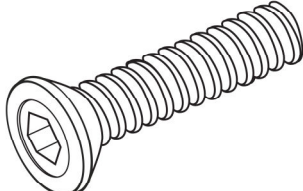
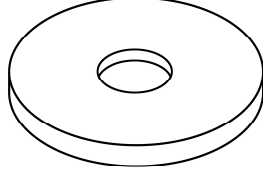
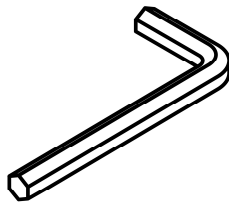
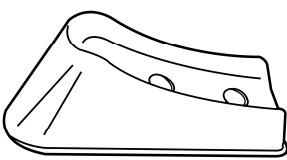
**FOR ASSISTANCE OR TO ORDER PARTS**  
**CONTACT OUR CUSTOMER SERVICE DEPARTMENT**

**WWW.MONARCHSERVICE.COM**


**LISTE DES PIÈCES**  
**PARTS LIST**

PIÈCE / PART #	IMAGE	DESCRIPTION	QTY / QTÉ
1		<p align="center">CHAIR DOSSIER</p>	1
2		<p align="center">LEFT CHAIR LEG PATTE DE CHAISE GAUCHE</p>	1
3		<p align="center">RIGHT CHAIR LEG PATTE DE CHAISE DROITE</p>	1
4		<p align="center">SUPPORT BAR BARRE DE SOUTIEN</p>	2

**LISTE DES PIÈCES DE MONTAGE**  
**HARDWARE LIST**

PIÈCE / PART #	IMAGE	DESCRIPTION	QTY / QTÉ
A		ASSEMBLING BOLT - Ø 1/4" X 1 1/4" BOULON D'ASSEMBLAGE - Ø 1/4" X 1 1/4"	6
B		ASSEMBLING BOLT - Ø 1/4" X 1 1/4" BOULON D'ASSEMBLAGE - Ø 1/4" X 1 1/4"	4
C		METAL WASHER - Ø 1/4" X 1/2" RONDELLE DE MÉTAL - Ø 1/4" X 1/2"	6
D		HEX KEY CLÉ HEXAGONALE	1
E		FLOOR PROTECTOR - 1" X 2 1/4" PROTECTEUR DE PLANCHER - 1" X 2 1/4"	4

**LISTE DES PIÈCES DE MONTAGE**  
**HARDWARE LIST**

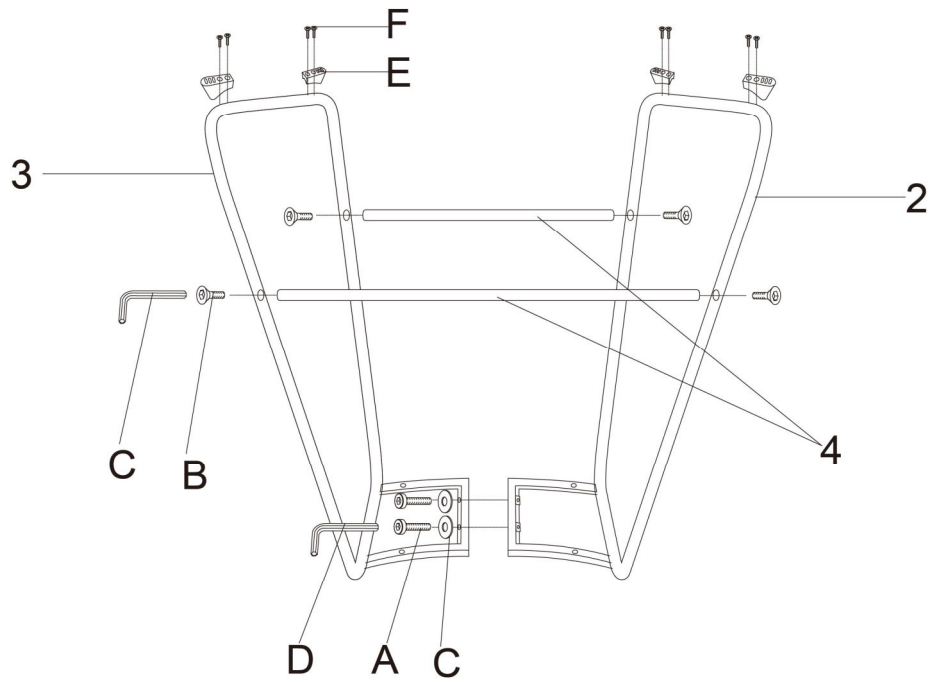
PIÈCE / PART #	IMAGE	DESCRIPTION	QTY / QTÉ
F		ASSEMBLING BOLT - Ø 1/8" X 5/8" BOULON D'ASSEMBLAGE - Ø 1/8" X 5/8"	8



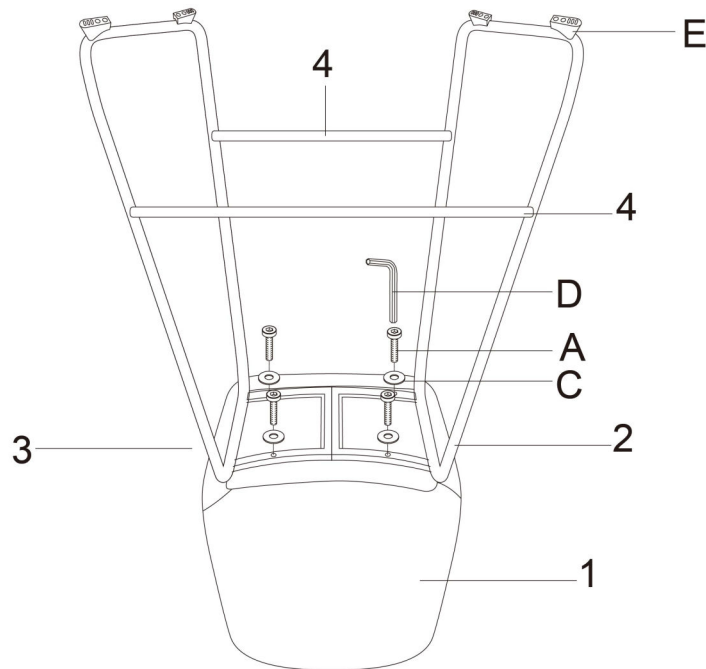
OUTIL DE VÉRIFICATION DE DIMENSIONS DES PIÈCES  
HARDWARE DIMENSIONS VERIFICATION TOOL



ÉTAPE / STEP 1



ÉTAPE / STEP 2



ÉTAPE / STEP 3

